

# 1877A WINDSOR DINING ARMCHAIR

The gracefully turned legs and spindle details are signature features of the traditional Windsor chair and help to create a wonderfully classic look in any room. While armrests provide added support so that you can enjoy your dinner in. The chair bow is steam bent from a single straight ash rail and then sanded and shaped to give its subtle and elegant profile. Traditional wedge joints, where the legs come right through the seat and a wedge is inserted into a cut, before the leg stump is hand sanded flush with the seat, both provide a lovely design detail and a very strong joint. This will be finished in a choice of wood finishes that protects the timber and can complement decor. A seat pad, made in your choice from ercol collection fabrics can also be ordered.



---

## TECHNICAL SPECIFICATIONS

---

### CONSTRUCTION

Solid Ash

---

### FINISHES AVAILABLE

Black, Clear Matt, Darkened, Dark Wood, Golden Dawn, Light, Whitened, Straw, White

---

### FABRIC COLLECTION

ercol collection

---

### DESIGNED BY

Lucian R Ercolani

---

### COUNTRY OF ORIGIN

UK

---

### PRODUCT DIMENSIONS

Width: 64cm

Depth: 55cm

Height: 92cm

---

### UNPACKED WEIGHT

6kg

---

### ASSEMBLY

Fully assembled

---

### PACKAGED DIMENSIONS

61cm (H) x 68cm (W) x 93cm (L). 8.5kg

---

### SEAT HEIGHT

45cm

---

### SEAT DEPTH

40cm

---

### SEAT WIDTH ARM TO ARM

53cm

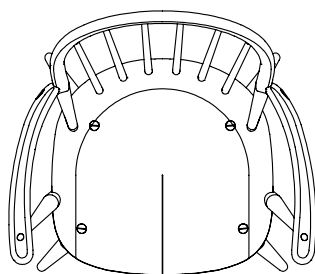
---

### ARM HEIGHT

69cm


# 1877A WINDSOR DINING ARMCHAIR

TECHNICAL DRAWING - All dimensions in CM



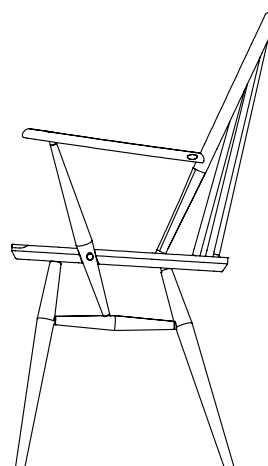
Seat depth : 40

Seat width : 41



Height : 92

Width : 64



Seat height : 45

Depth : 55