

# COLUMBUS

Model Code N8666



**Designer:** CENTRO STUDI NICOLETTI HOME

**Structure:** pinewood, multilayer, plywood and masonite covered with polyurethane foam

**Spring system:** elastic webbing

**Seat Padding:** seat cushions with pocket springs encased in polyurethane foam, covered with 100% ecological polyester padding (moll).

**Back Padding:** headrest in ecological polyurethane foam, covered with 100% polyester padding. Lumbar support in fiber (synthetic fiberfill).

**Arm Interior:** arm interiors in ecological polyurethane foam covered with 100% polyester padding.

**Removability:** not available

**Sewing:** cuts and sewing on leather covers differ from cuts and sewing on microfiber (or fabric) covers.

**Mechanisms:** versions "ELECTRIC RECLINER COMFORT" are equipped with headrests featuring an electrically powered dual movement, liftable and reclining, adjustable lumbar support and recliner mechanism. All functions can be operated independently through a control panel located on armrest sides and on the sides of the seat for armless versions (PUL M5). The maximum height of the model with lifted headrests is 105 cm, while the maximum depth of the fully extended recliner is 166 cm.

**Components:** an integrated control panel included on all versions with an electric mechanism, located on the side of the armrest, allows easy adjustment of the backrest, seat, lumbar support, or headrest to ensure the most comfortable position. The sofa is equipped with a "USB-C" port to connect and charge electronic devices. A reset button facilitates the return to the initial position.

**Standard feet:** the model is lifted 13.5 cm off the floor, SHINY metal PM2158 feet available with titanium finish. Some versions may be equipped with hidden feet with a supporting structural function.

**Optional feet:** PL2281 rosewood colored beech-wood feet, h. 13.5 cm.

**Please note:** model available only in thin elastic leathers, fabric, or microfiber.

We reserve the right to amend materials, covers and product dimensions shown on the data sheet, for production purposes and without prior notice. The line drawings, graphic information, dimensions, and volume provided are approximate and may vary due to the tolerances allowed in the production process with a view to improvements. The following maximum load values are recommended under normal use: armchairs max. 120 kg, 2-seater sofas max. 200 kg (2x100 kg), 3-seater sofas max. 240 kg (3x80 kg). Exceeding the recommended load may cause a structural failure of the sofa/armchair or its components.

## Density of seat and back kg/cbm (±5%) <sup>(1)</sup>

Markets	Seat	Back
I	30+molle Medium HR	28 HR
D - NL - CH		
USA - California		
GB	37+molle fire retardant	30 fire retardant
Others	30+molle Medium HR	28 HR

<sup>(1)</sup>Density: volume mass apparently determined on materials without any kind of covers and according to the UNI EN ISO 845 regulations. Indicated values refer to production averages; the Company reserves the right, if needed, to make changes to the declared technical characteristics. Before use, it is advisable to look at the SAFETY INFORMATION TECHNIQUE for info regarding use and protection of people and of the environment, in compliance with existing EEC regulations.

## Coverings

	suggested	not suggested	not possible
thick leathers			✓
thin elastic leathers	✓		
natural leathers			✓
fabric	✓		
microfibre	✓		
leather + split			✓
DeLuxe*			✓
multi colour**			✓
multi-category**			✓
multi covering**			✓

Please note: for not removable models, only one colour fabric covers are available.

\* Deluxe, Fabrics and microfibers are not available for the U.K. - USA/CA - IE market.



PUL M5




moll

## Feet



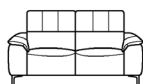
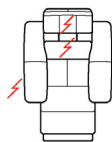
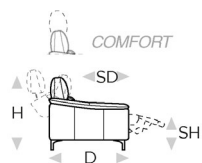
PM2158



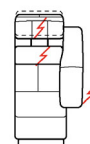
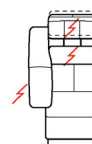
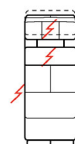
PL2281

# COLUMBUS

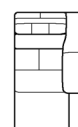
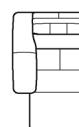
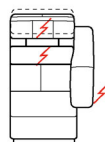
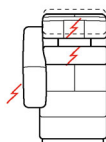
L Length - H Height - D Depth - SH Seat Height - SD Seat Depth  
Dimensions refer to maximum sizes of the version with closed mechanism (where available).



dimensions	L 111 H95 D102 SH47 SD58	L 112 H95 D102 SH47 SD58	L 172 H95 D102 SH47 SD58	L 71 H- D71 SH47 SD-	L 120 H95 D120 SH47 SD58
version code	100	DZ8	200	540	000
Description	chair	comfort el.rec.chair	2 seater	ottoman	corner



L 68 H95 D102 SH47 SD58	L 86 H95 D102 SH47 SD58	L 86 H95 D102 SH47 SD58	L 69 H95 D102 SH47 SD58	L 87 H95 D102 SH47 SD58	L 87 H95 D102 SH47 SD58
130	B69	B68	CU9	DX9	DX8
chair without armr.	mini chair laf	mini chair raf	comfort el.re.armless chair	comfort el.rec.lhf mini chr	comfort el.rec.rhf mini chr



L 101 H95 D102 SH47 SD58	L 101 H95 D102 SH47 SD58	L 102 H95 D102 SH47 SD58	L 102 H95 D102 SH47 SD58	L 93 H95 D152 SH47 SD110	L 93 H95 D152 SH47 SD110
124	114	DZ1	DZ0	420	410
lhf maxi chair	rhf maxi chair	comf.el.r.lhf maxi chr	comf.el.r.rhf maxi chr	chaise lon.lhf arm fac	chaise lon.rhf arm fac