

 **MADE IN  
BRITAIN**



PRODUCTS SHOWN IN TABBY PUMICE.  
SCATTERS SHOWN IN PLUSH CHARCOAL, PLUSH TAUPE  
& SECRET OASIS ROUGE.

  
FOAM & FIBRE  
INTERIORS

  
20+ FABRICS

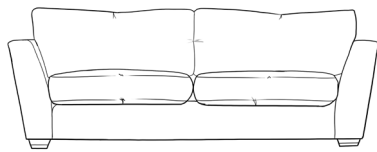
  
5 YEAR FRAME  
WARRANTY

**STEP ONE: SELECT PRODUCT/S**

Select from the products to the right, paying close attention to the dimensions.

**STEP TWO: SELECT FABRICS**

Decide which of the fabrics in this swatch you would like to use on your sofa. Please note the fabric locations as shown below.



○ LOCATION 1, BODY

**STEP THREE: SELECT INTERIORS**

Standard: **Fibre**

For a relaxed, super comfortable look & sit.

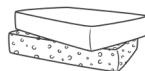
Comfort: High  
 Look: Ultra relaxed  
 Maintenance: High  
 Support: Medium



Upgrade: **Foam**


For a supportive sit and a clean, tailored look.

Comfort: High  
 Look: Tailored  
 Maintenance: Low  
 Support: High




**STEP THREE: SELECT FOOT FINISH**

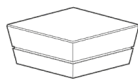
Finally, ensure you specify which foot finish you would like. This particular model has a Chrome or four wooden finish options, as shown below.




Natural



Smoked Oak



Weathered Oak



American Walnut



Chrome



**COMBO 1a**  
 (1 ARM SOFA LHF/CORNER/ARMLESS/1 ARM CHAISE UNIT RHF)

H	W	D	AH	SH	SD	FH
89	305	304	67	50	69	67



**COMBO 2**  
 (1 ARM SOFA LHF/CORNER/1 ARM SOFA RHF)

H	W	D	AH	SH	SD	FH
89	305	305	67	50	69	67



**COMBO 3a**  
 (1 ARM SOFA LHF/CORNER/1 ARM 1 STR RHF)

H	W	D	AH	SH	SD	FH
89	305	216	67	50	69	67



**COMBO 4a**  
 (1 ARM SOFA LHF/1 ARM CHAISE UNIT RHF)

H	W	D	AH	SH	SD	FH
89	305	164	67	50	69	67



**COMBO 5**  
 (1 ARM SOFA LHF/ CORNER/ ARMLESS/ ARMLESS/ 1 ARM SOFA RHF)

H	W	D	AH	SH	SD	FH
89	392	305	67	50	69	67



**COMBI UNIT LHF**  
 (ALSO AVAILABLE AS RHF)

H	W	D	AH	SH	SD	FH
89	305	197	67	50	69	67



**3 STR SOFA**

H	W	D	AH	SH	SD	SW	FH
89	223	104	67	50	69	183	67



**2 STR SOFA**

H	W	D	AH	SH	SD	SW	FH
89	186	104	67	50	69	146	67



**SNUGLER CHAIR**

H	W	D	AH	SH	SD	SW	FH
89	134	104	67	50	69	94	67



**CUDDLER SWIVEL CHAIR**

H	W	D	AH	SH	SD	SW	FH
83	131	126	63	47	78	84	72



**MIDI SWIVEL CHAIR**

H	W	D	AH	SH	SD	SW	FH
83	110	113	63	47	65	63	72



**CORNER BOX**

H	W	D	AH	SH	SD	SW	FH
89	108	108	67	50	69	69	67



**ARMLESS UNIT**

H	W	D	AH	SH	SD	SW	FH
89	88	108	n/a	50	69	88	67



**1 ARM SOFA UNIT RHF**  
 (ALSO AVAILABLE LHF)

H	W	D	AH	SH	SD	SW	FH
89	197	108	67	50	69	177	67



**1 ARM 1 STR RHF**  
 (ALSO AVAILABLE LHF)

H	W	D	AH	SH	SD	SW	FH
89	108	108	67	50	69	88	67



**1 ARM CHAISE UNIT LHF**  
 (ALSO AVAILABLE RHF)

H	W	D	AH	SH	SD	SW	FH
89	108	164	67	50	125	88	67



**COMBI STOOL**

H	W	D
50	92	92




**CUDDLER STOOL**

H	W	D
47	99	72

**OPTIONAL SCATTER PACKAGE**

An optional Scatter Package is available at an extra cost (comprising 2 x Large, 2 x Medium, 2 x Small scatters and 1 x Bolster), available in any of the co-ordinate fabrics in the Pattern Book collection.

Alternatively, the scatters and bolsters are available to purchase individually)



W: Total Width (cm) D: Total Depth (cm) H: Total Height (cm) AH: Arm Height (cm) SH: Seat Height (cm) SD: Seat Depth (cm) SW: Seat Width (cm) FH: Frame Height (cm) All dimensions are approximate.